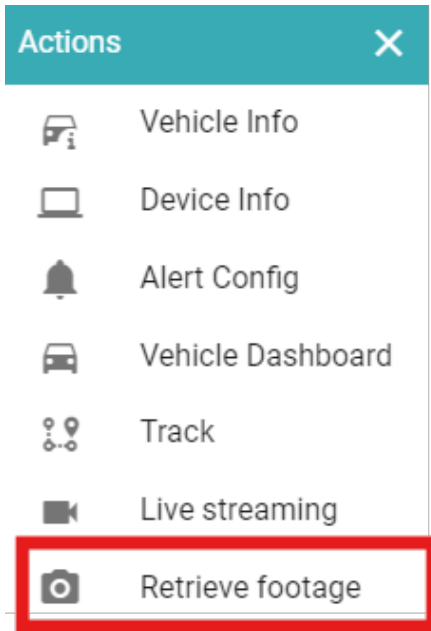
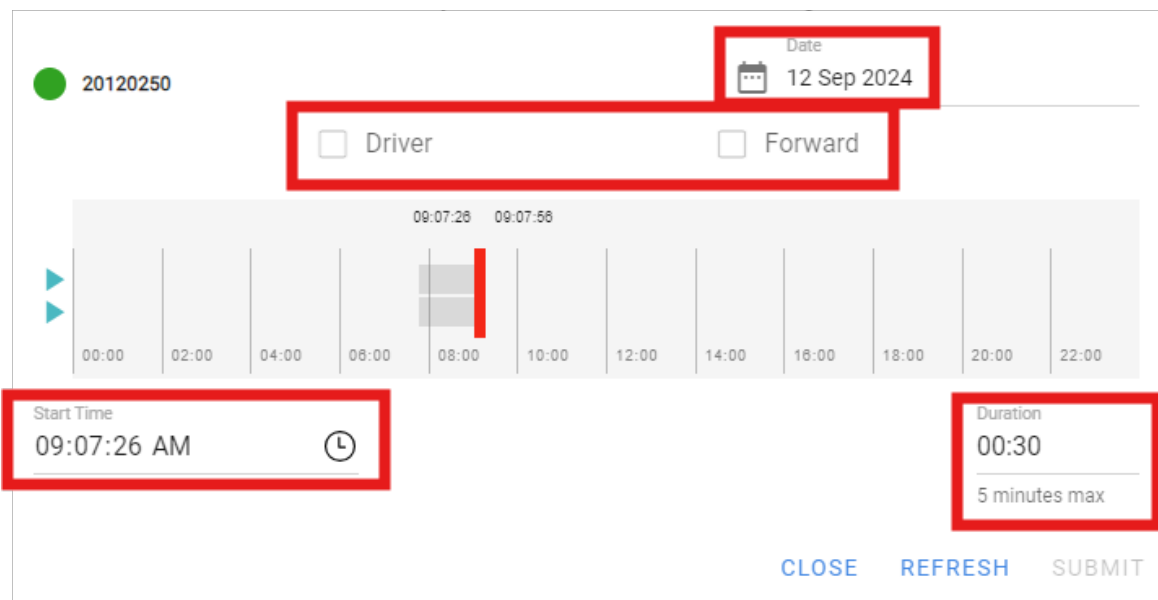


How to use video playback feature

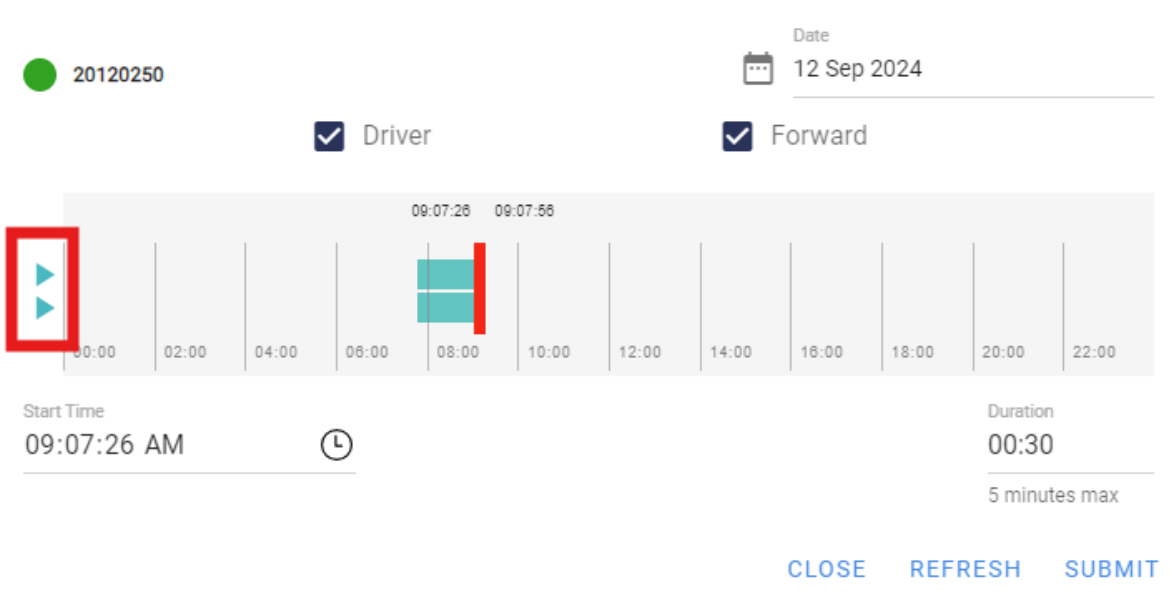
1. Select the desired vehicle and under actions, choose Retrieve footage



2. Select the camera lens you would like to stream, date, time range and duration of desired playback



3. Click on the green play arrow to playback video footage from the selected date and time range



20120250

Date 12 Sep 2024

Driver Forward

09:07:26 09:07:56

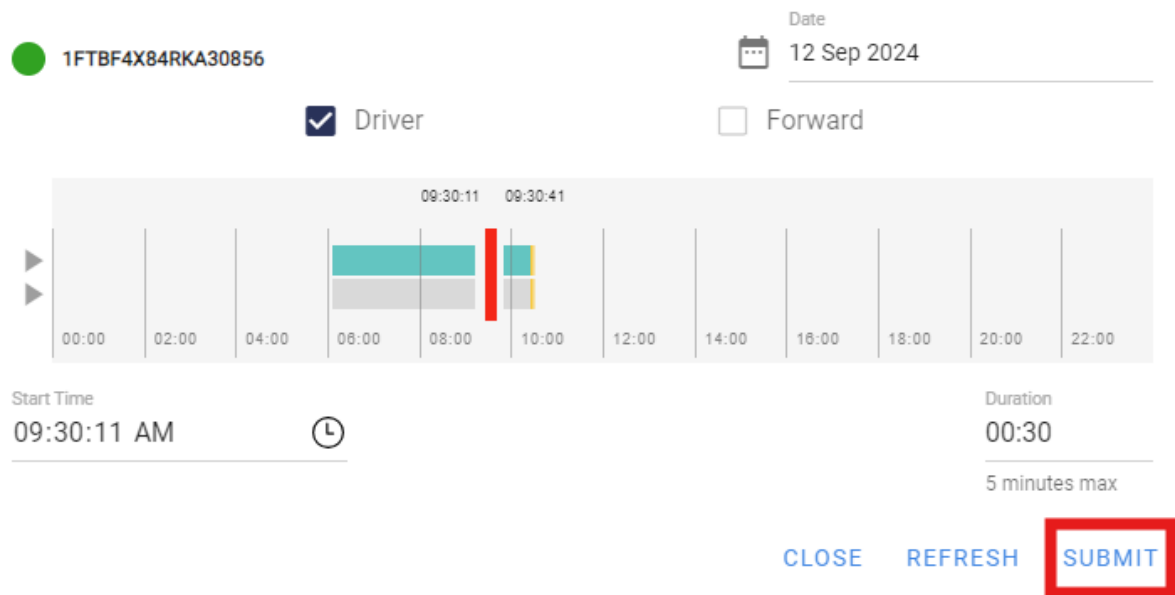
00:00 02:00 04:00 06:00 08:00 10:00 12:00 14:00 16:00 18:00 20:00 22:00

Start Time 09:07:26 AM

Duration 00:30
5 minutes max

CLOSE REFRESH SUBMIT

4. Once you have identified the footage you need to download, click the submit button and the video will be downloaded to the My Files section of your user account



1FTBF4X84RKA30856

Date 12 Sep 2024

Driver Forward

09:30:11 09:30:41

00:00 02:00 04:00 06:00 08:00 10:00 12:00 14:00 16:00 18:00 20:00 22:00

Start Time 09:30:11 AM

Duration 00:30
5 minutes max

CLOSE REFRESH SUBMIT